






































Rank	Team	Total Points	Previous Points	+/- Positions	2015 (100 %)		2014 (50 %)		20
					Avg. (Average)	AVG WGT (Avg. Weight)	Avg. (Average)	AVG WGT (Avg. Weight)	Avg. (Average)
1	Argentina	1473 (1472.54)	1496	2	617.24	617.24	1070.17	535.08	650.94
2	Germany	1411 (1410.71)	1775	-1	577.40	577.40	1040.81	520.40	497.45
3	Belgium	1244 (1243.91)	1509	-1	530.35	530.35	862.46	431.23	784.88
4	Colombia	1217 (1217.37)	1435	0	442.63	442.63	879.92	439.96	792.81
5	Netherlands	1204 (1204.37)	1378	1	519.15	519.15	887.56	443.78	628.77
6	Brazil	1186 (1185.59)	1392	-1	521.67	521.67	776.42	388.21	637.09
7	Portugal	1177 (1177.06)	1229	0	600.93	600.93	601.75	300.87	464.53
8	Romania	1166 (1166.43)	1115	4	786.91	786.91	367.00	183.50	444.56
9	England	1157 (1156.84)	1051	6	705.38	705.38	411.37	205.69	350.91
10	Wales	1155 (1154.79)	929	12	817.58	817.58	271.44	135.72	310.13
11	Chile	1129 (1129.28)	989	8	579.37	579.37	673.71	336.86	391.47
12	Spain	1110 (1110.45)	1147	-2	481.99	481.99	524.78	262.39	676.64
13	Uruguay	1036 (1035.97)	1183	-5	340.67	340.67	825.95	412.97	360.11
14	Croatia	1023 (1022.57)	992	4	546.05	546.05	390.36	195.18	563.31
15	Slovakia	1016 (1016.23)	1012	2	737.88	737.88	338.33	169.17	229.40

					2015 (100 %)		2014 (50 %)		20	
15		Austria	1016 (1015.81)	946	5	698.57	698.57	322.82	161.41	345.83
17		Italy	1001 (1001.06)	1101	-4	469.01	469.01	466.22	233.11	544.15
18		Switzerland	997 (997.26)	1146	-7	367.14	367.14	739.37	369.69	593.52
19		Algeria	941 (941.25)	941	2	484.60	484.60	520.59	260.30	400.15
20		Czech Republic	933 (933.07)	1036	-4	593.07	593.07	240.33	120.17	366.85
21		Côte d'Ivoire	917 (916.78)	916	3	492.15	492.15	360.07	180.03	498.61
22		France	882 (882.05)	1164	-13	288.09	288.09	773.40	386.70	361.23
23		Iceland	877 (876.97)	769	14	571.49	571.49	331.45	165.73	388.33
24		Denmark	876 (876.01)	808	5	474.54	474.54	396.00	198.00	294.08
25		Ghana	827 (827.14)	800	9	488.33	488.33	246.69	123.34	472.57
26		Bosnia and Herzegovina	819 (818.84)	802	6	348.60	348.60	402.43	201.21	644.22
27		Ukraine	791 (790.85)	784	8	323.14	323.14	531.31	265.65	481.98
28		Russia	782 (781.81)	833	-2	322.79	322.79	392.36	196.18	495.97
29		Scotland	774 (774.08)	818	-1	389.89	389.89	428.42	214.21	313.25
30		Poland	769 (768.71)	802	2	524.06	524.06	223.25	111.63	224.75
31		Hungary	763 (763.41)	685	11	432.75	432.75	246.50	123.25	389.88
32		Tunisia	758 (758.20)	808	-3	454.98	454.98	286.85	143.43	298.45
33		Sweden	752 (751.88)	737	6	404.51	404.51	332.50	166.25	292.78
34		USA	748 (748.25)	823	-7	239.27	239.27	602.74	301.37	521.07

						2015 (100 %)		2014 (50 %)		20
35		Ecuador	738 (737.98)	806	-4	265.93	265.93	395.82	197.91	587.40
36		Albania	722 (721.76)	624	15	498.32	498.32	104.10	52.05	453.29
37		Northern Ireland	721 (721.40)	676	7	556.12	556.12	198.39	99.19	157.43
38		Iran	716 (716.27)	717	3	437.18	437.18	255.56	127.78	302.00
39		Senegal	715 (715.06)	782	-3	501.93	501.93	216.17	108.08	205.68
40		Mexico	697 (696.81)	926	-17	241.08	241.08	510.60	255.30	420.37
41		Costa Rica	695 (695.45)	1056	-27	210.26	210.26	623.21	311.61	447.41
42		Cameroon	672 (671.70)	641	7	407.09	407.09	224.15	112.08	353.33
43		Serbia	662 (661.88)	673	2	307.64	307.64	408.40	204.20	346.80
44		Greece	661 (660.67)	899	-19	110.20	110.20	566.90	283.45	545.44
45		Venezuela	643 (643.04)	497	27	262.14	262.14	373.70	186.85	404.48
46		Peru	635 (634.76)	546	15	384.81	384.81	68.42	34.21	516.51
47		Congo	630 (630.45)	666	0	425.46	425.46	176.14	88.07	166.29
48		Turkey	627 (627.41)	590	9	285.17	285.17	428.96	214.48	195.50
49		Slovenia	626 (625.71)	653	-1	312.78	312.78	361.22	180.61	265.50
50		Japan	621 (620.98)	623	2	341.48	341.48	253.41	126.71	265.81

* Provisionally listed due to not having played more than five matches against officially ranked teams

** Inactive for more than 18 months and therefore not ranked

[More](#)